

# The Last Supper

## Bible Verse

And He took bread, gave thanks and broke it, and gave it to them, saying “This is my body given for you; do this in remembrance of me.” (Luke 22:19)

## Teacher Enrichment

This is the third lesson in the *LENT* series which explores the last days of Jesus’ life. Understanding the events leading up to and including Jesus dying on the cross helps us grasp the magnitude of Jesus’ sacrifice for us. As we prepare to celebrate Jesus’ resurrection at Easter, each week will examine the significance of an event and the actions of the people involved.

Jesus knew His time on earth was coming to an end and during the last week of His life, was preparing His disciples to continue His work. Jesus used the Passover meal He shared with the disciples to provide a ritual of remembrance. During the Last Supper Jesus began making it clear to His disciples that He would be leaving them; that He would die on the cross. Jesus broke bread, shared a cup and blessed both all while saying “Do this in memory of me.” Today the church celebrates the sacrament of Communion as a way of remembering the Last Supper and the sacrifice Jesus made by dying on the cross so that our sins could be forgiven.

This lesson will introduce children to the Biblical basis for the sacrament of Communion: The Last Supper. At Arcola Church, children attend a special Communion class in 2<sup>nd</sup> or 3<sup>rd</sup> grade which provides a more in-depth explanation of Communion. If you wish to further understand the practice of Communion in the United Methodist Church, you can download *The Meaning of Holy Communion* on the UMC Discipleship Ministries website: <https://www.umcdiscipleship.org/resources/the-meaning-of-holy-communion>.

## Before Class Begins

- ◆ Place the Sign In sheet and a pen where parents can see it upon arrival.
- ◆ Place the Joy & Concern cards, Time & Talent cards and pens where students can see them upon arrival.
- ◆ Check that you have supplies for this lesson:
  - Arrival Activity, The Last Supper coloring sheet – 1 per child
  - Large Communion Symbol cards
  - Communion Symbols cutouts – 1 per child
- ◆ Place an arrival activity at each place on the table.

## Welcome

---

*SUPPLIES: Sign In sheet, Joy & Concern cards, Time & Talent cards, Attendance chart, stickers, pens, The Last Supper coloring sheet, crayons*

- ◆ Greet each child individually as they arrive. Introduce yourself by name.
- ◆ Help children find or add their name on the attendance chart. Provide each child with a sticker to place in today's column on the attendance chart.
- ◆ Encourage children to complete a Joy or Concern card if they have a particular joy or concern they would like to express. Collect completed Joy & Concern cards.
- ◆ Encourage children to complete a Time or Talent offering card if they gave their time to God or used their talents to serve God or others during the previous week. Children should keep their own completed Time and Talent cards.
- ◆ If children bring monetary offering, they should keep it with them.
- ◆ Direct children to complete **The Last Supper coloring sheet**.
- ◆ Encourage conversation among the children and with you! Get to know the children in your classroom by asking about their week including school, activities and families. Introduce new children to each other and encourage friendships.

## Children's Worship

---

*SUPPLIES: Sign In sheet, Joy & Concern cards, Time & Talent cards*

- ◆ The Children's Worship Leader will direct your class to come to Ruth Hall at 9:20 or 11:05.
- ◆ Bring the Sign In sheet and completed Joy & Concern cards to Ruth Hall. Hand the Joy & Concern cards to the Children's Worship leader as you arrive.
- ◆ Have children bring their completed Time & Talent cards and any monetary offering.
- ◆ If additional children arrive while in Ruth Hall, have parents complete the Sign In sheet and remind parents that pickup is in Room 107.
- ◆ Encourage children to participate in Children's Worship and provide re-direction if necessary.
- ◆ Assist the Children's Worship leader as needed.
- ◆ At the conclusion of Children's Worship, have children line up and return to Room 107.

## The Lesson

---

*SUPPLIES: Large Communion Symbol cards, Communion Symbol Discussion Guide, Communion Symbols cutouts, crayons/markers, scissors*

- ◆ Gather all the children in a circle on the carpet. As you are able, sit on the floor with them or use a chair as part of the circle.

**ASK:** Today we learned about a special meal that Jesus had with his disciples. Who remembers what the meal was called? (*The Last Supper*)

**SAY:** That's right. It was called the Last Supper because it was the last meal Jesus had with his disciples before He died and went back to heaven. Jesus wanted to make sure His disciples had a way to remember Him once He was gone.

**ASK:** Jesus wanted to make sure His disciples had a way to remember Him once He was gone. Jesus told His disciples to remember Him when they had the same meal again. Today we follow Jesus' example from the Last Supper here at church. Who remembers what the special meal we have at church is called? (*Communion*)

**SAY:** That's right. Communion is a way, today, to remember Jesus and the love He has for us. We are going to look at a few symbols of Communion and talk about them.

- ◆ Show the children each Communion symbol/picture and discuss each one using the Communion Symbol Discussion Guide.

**SAY:** Since Communion is about remembering Jesus, we are going to play a game to see how good your memory is! You will each get a set of cards with the symbols on them. You can color the cards, cut them out and then play a matching game with a partner.








- ◆ Show children the sample Communion Symbols cards.
- ◆ Have children move from the carpet to seats at the tables.
- ◆ Give each child a Communion Symbols Cards cutout and a Ziploc bag.
- ◆ Direct children to color and cutout their cards.
- ◆ Help children find a partner and using one set of cards, play Memory.
- ◆ Explain the rules of the game.
  - Place all memory cards face down in rows/columns.
  - Decide who goes first.
  - On a players turn, he or she turns over two memory cards.
    - If they do not match, player turns the cards back over and it's the next player's turn.
    - If they match, player keeps the match.
  - The game is over when all matches are taken.
  - The player with the most matches at the end of the game wins.
- ◆ If time allows, children can switch partners and play again.

## Closing

---

- ◆ Lead the children in a closing prayer. You may say your own prayer, ask one of the children to say a prayer or use the one below.

God,  
Thank you for giving us a way to remember your love. We will remember Jesus every time we have Communion.  
Amen
- ◆ If time remains before parents arrive, encourage children to return to their Last Supper coloring sheet if they did not complete it. Also encourage conversation between children and with you. This is another opportunity to build relationships with the children in your classroom!

	<p><b>Jesus</b> – Jesus had a special meal with His disciples. He shared food and drink with them and told them to remember Him when they had the same meal later.</p>
	<p><b>Disciples</b> – Jesus’ friends. They ate the Last Supper with Jesus.</p>
	<p><b>The Last Supper</b> – Jesus and His disciples sat together at a table for the Last Supper. It was the Passover holiday and they were having a special meal.</p>
	<p><b>Bread</b> – Jesus broke bread into pieces and gave some to each of His disciples. He said to remember Him when they ate it. We eat bread during Communion today.</p>
	<p><b>Grapes</b> – Grapes are used to make wine or grape juice. Jesus shared a cup of wine with His disciples. He said to remember Him when they drank it. We drink grape juice during Communion today.</p>
	<p><b>Chalice</b> – the special cup that holds the wine or juice during Communion.</p>
	<p><b>Church</b> – Church is where we have Communion today. We remember Jesus and His love when we have Communion.</p>