

# The Garden of Gethsemane

## Bible Verse

Jesus prayed, “Father, if you are willing, take this cup from me; yet not my will, but yours be done.” (Luke 22:42)

## Teacher Enrichment

This is the fourth lesson in the *LENT* series which explores the last days of Jesus’ life. Understanding the events leading up to and including Jesus dying on the cross helps us grasp the magnitude of Jesus’ sacrifice for us. As we prepare to celebrate Jesus’ resurrection at Easter, each week will examine the significance of an event and the actions of the people involved.

After the Last Supper, Jesus knew the time of His death was near. As Jesus faced His suffering and death, we find Him praying to God in the Garden of Gethsemane. Just as we often do when faced with challenges and difficulties, Jesus asked God to “take this cup from me.” However, even knowing all that was to come on Good Friday, Jesus ultimately surrendered to God’s will rather than His own. Jesus’s choice to follow God’s will is contrasted by Judas’ choice to betray Jesus for 30 coins of silver. We do not know if Judas was motivated by greed, power, jealousy, fear or lack of faith, but we do know he did not follow God’s will. When we hear God’s voice in our life it can be difficult to follow His will and even more difficult if God’s will is challenging. There are times when we choose to follow God’s will as Jesus did and other times when we turn away from God as Judas did.

This lesson will teach children to follow God’s will and to turn to prayer and the Bible to determine God’s will and to ask God for help when faced with hard things. Children will also examine times they have turned away from God and understand how to ask for forgiveness.

## Before Class Begins

- ◆ Place the Sign In sheet and a pen where parents can see it upon arrival.
- ◆ Place the Joy & Concern cards, Time & Talent cards and pens where students can see them upon arrival.
- ◆ Check that you have supplies for this lesson:
  - Arrival Activity, Praying in the Garden activity sheet – 1 per child
  - Following God’s Will Discussion Guide
  - Paper Coins
  - Judas’ Coin Pouch – 1 per child
  - The Garden of Gethsemane Tree Outline – 1 per child
  - Paper Leaves
- ◆ Place an arrival activity at each place on the table.

## Welcome

---

*SUPPLIES: Sign In sheet, Joy & Concern cards, Time & Talent cards, Attendance chart, stickers, Praying in the Garden activity sheet, pencils/pens*

- ◆ Greet each child individually as they arrive. Introduce yourself by name.
- ◆ Help children find or add their name on the attendance chart. Provide each child with a sticker to place in today’s column on the attendance chart.
- ◆ Encourage children to complete a Joy or Concern card if they have a particular joy or concern they would like to express. Collect completed Joy & Concern cards.
- ◆ Encourage children to complete a Time or Talent offering card if they gave their time to God or used their talents to serve God or others during the previous week. Children should keep their own completed Time and Talent cards.
- ◆ If children bring monetary offering, they should keep it with them.
- ◆ Direct children to complete their **Praying in the Garden activity sheet**.
- ◆ Encourage conversation among the children and with you! Get to know the children in your classroom by asking about their week including school, activities and families. Introduce new children to each other and encourage friendships.

## Children's Worship

---

*SUPPLIES: Sign In sheet, Joy & Concern cards, Time & Talent cards*

- ◆ Arrive at Ruth Hall at 9:20 or 11:05.
- ◆ Bring the Sign In sheet and completed Joy & Concern cards to Ruth Hall. Hand the Joy & Concern cards to the Children's Worship leader as you arrive.
- ◆ Have children bring their completed Time & Talent cards and any monetary offering.
- ◆ If additional children arrive while in Ruth Hall, have parents complete the Sign In sheet and remind parents that pickup is in Room 105.
- ◆ Encourage children to participate in Children's Worship and provide re-direction if necessary.
- ◆ Assist the Children's Worship leader as needed.
- ◆ At the conclusion of Children's Worship, have children line up and return to Room 105.

## The Lesson

---

*SUPPLIES: Following God's Will Discussion Guide, Paper coins, Judas' Coin pouch, The Garden of Gethsemane Tree outline, Paper Leaves, glue, pencils, markers/colored pencils*

- ◆ Gather all the children in a circle on the carpet. As you are able, sit on the floor with them or use a chair as part of the circle.

**SAY:** Today we learned about God's will. We heard how Jesus faced suffering and death, and even though God was asking Jesus to do a hard thing, He chose to follow God's will. We also heard about Judas who chose NOT to follow God's will. Judas turned away from God and betrayed Jesus.

**SAY:** We are going to learn about other times in the Bible where God asked people to do difficult things and see if they chose to follow God's will.

- ◆ Discuss each of the Bible passages in the **Following God's Will Teacher's Guide**.
- ◆ For each, read the scripture passage and provide the description.
- ◆ Ask the listed questions; use the provided answers to guide the discussion if needed.

**SAY:** Now that we've talked about God's will in the lives of these people from the Bible, let's talk about God's will in our own lives. We have all faced challenging things. Sometimes we may choose to turn away from God like Judas did. Other times we may need help from God to do what He is asking. Sometimes we just need help making the choice to follow God's will.

**SAY:** Today we are going to make a craft that includes coins and leaves. I want you to think of times you turned away from God and did not follow His will. Write those on the paper coins then place the coins in the coin pouch. At the end we will seal our pouches and ask God to forgive our mistakes. What you write on the coins will be private.

**SAY:** For the leaves, think of things God is asking you to do or hard things you could ask God to help you face and write them on the leaves. Glue the leaves onto the tree to create a "garden." This will help you remember to pray to God for help in following His will like Jesus did in the Garden of Gethsemane.

- ◆ Have children move from the carpet to seats at the table.
- ◆ Place the paper coins and paper leaves in the middle of the table so children can take as many as they need.
- ◆ Provide each child with a coin pouch and a The Garden of Gethsemane Tree outline.
- ◆ Have children write on the coins and leaves and cut them out.
- ◆ Direct children to cut out and assemble the coin pouch. **(See end of Teacher's Guide)**
- ◆ Have children place their coins in their coin pouch and glue the leaves to the tree outline.

**SAY:** Before we leave today, let's pray for forgiveness for the things we wrote on our coins. Put all your coins in your pouch and seal it up.

Dear God, We know we have not always followed your will for our lives. There have been times we have turned away from you and betrayed you like Judas did. Please forgive us for our sins. Help us to listen for your voice. Help us to follow your will for our lives. Amen

**SAY:** Let your tree be a reminder to ask for God's help when faced with challenges. Pray to God for guidance and for help in following God's will.

## Closing

---

- ◆ If time remains before parents arrive, encourage children to return to their Praying in the Garden activity sheet if they did not complete it. Also encourage conversation between children and with you. This is another opportunity to build relationships with the children in your classroom!

# Following God's Will

## Discussion Guide


### Jonah

- **Read Jonah 1:1-3**
  - God asked Jonah to go to Nineveh and tell the people there that they were sinning. Jonah was scared and ran in the other direction!
- **Why might it be hard to tell people they are sinning or making wrong choices?**
  - It can be hard to tell people they are sinning or making wrong choices. People do not want to hear what they are doing wrong. People might get mad at Jonah.
- **Does God ever ask us to tell people they are making wrong choices? How?**
  - God may ask us to stand up to bullies; tell our friends no if they try to get us to do the wrong thing or do something we know we shouldn't; tell others about God and how God would want them to make different choices.
- **Is it hard to tell people they are making wrong choices? Why?**
  - It can be hard to tell people they are doing something wrong because they might get mad at you; they might make fun of you if you say you can't do something like play a M-rated video game or watch an R-rated movie; if you stand up to a bully they might start teasing you.

## Moses

- **Read Exodus 3:7-11**
  - God asked Moses to go to the Pharaoh of Egypt and ask for the Israelites to be freed. The Israelites were slaves and were being treated badly.
- **Why might it be hard to help the Israelites?**
  - It can be hard to talk to an important person like a Pharaoh; you might be scared to talk to them; they might get mad at you; they might punish you. Moses was one person and God was asking him to help free thousands of people!
- **Does God ever ask us to help people who are hurting or suffering?**
  - God may ask us to stand up to bullies; ask us to help people who are being treated badly or suffering (homeless, other countries where leaders persecute people, wars, racism); ask us to help people who are hungry (food pantry, feed homeless, SOME, mission trips)
- **Is it hard to help other people who need our help?**
  - It can be hard to help people who are suffering; it can seem overwhelming (how can I possibly help an entire country of people?); you might not feel brave enough or important enough. You might need to travel to another country (mission trips) and that can be scary or expensive (might need to give up something else to pay to go); you have to give up your time or money to help feed hungry people or visit sick people.

## The Garden of Gethsemane




**It was hard, but Jesus  
prayed "Your will be  
done." (Mark 14:36)**

**What hard things  
could you ask God to  
help you face?**






## Money Pouch Craft




**Cutout Coin Pouch**



**Completed pouch and coins.**



**Fold in half so two curved corners meet.**



**Fold front flap down.**



**Place coins in pouch.**



**Fold side triangles in. Secure with tape.**