

GREAT COMMANDMENT

Feb 2
Lesson 5

by Elizabeth Parr

The Bible

Matthew 22:35-40

Love the Lord your God
with all your heart.
(Matthew 22:37)

SUPPLIES

scissors
crayons
markers

Bible story

Jesus was talking with some of the leaders one day. A teacher came up to him. He wanted to talk to Jesus. He knew Jesus could give him some answers.

"Jesus," the man said, "I have a question for you. Could you tell me what is the most important rule?"

Jesus smiled at the man. He quickly said, "We worship only one God. You should love God with all your heart, with all your soul, with all your mind, and with all your strength."

**Love God, love God, all ye little children.
God is love. God is love.**

The teacher was glad to hear what Jesus had to say. The teacher said to Jesus, "You are right. There is only one God. Loving God is more important than anything else we can do. In all that we do, we must love God."

**Love God, love God, all ye little children.
God is love. God is love.**

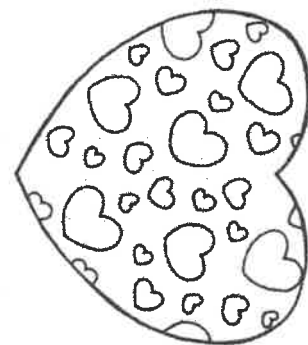



As Jesus listened, he knew that the man understood the importance of loving God. He knew the teacher loved God with all his heart. That is God's greatest rule.

**Love God, love God, all ye little children.
God is love. God is love.**

creative fun

Make a copy of the heart cards for each child and cut them apart. Let the children enjoy decorating them. Then ask the children to sort the cards by size and line them up from smallest to largest. Remind the children that our verse today is "Love the Lord your God with all your heart."

Spark Story
Bible p. 268



JESUS AND THE CHILDREN

Feb 9
Lesson 6

by Daphna Flegal

The Bible

Mark 10:13-16

*Let the little children
come to me.*

(Mark 10:14)

SUPPLIES

markers
glue
lace
glitter
tissue paper

Bible story

"Jesus is here!" said the people in the villages, the cities, and the countryside. They hurried to where Jesus was teaching. Soon there was a crowd of people listening to Jesus. They wanted to hear what Jesus had to say about God. They all knew that Jesus loved them.

Yes, Jesus loves me!

"Jesus is here!" said the mothers holding their babies, and the fathers walking with their sons and daughters. They hurried to bring their children to see Jesus. They wanted Jesus to touch their children. They all knew that Jesus loved their children.

Yes, Jesus loves me!

"Stop!" said the men standing near Jesus. "Do not bring your children to see Jesus! Jesus does not have time for children. Take your children home." These men did not understand that Jesus loved grownups and children. Jesus loved men and women, boys and girls, even babies.

Yes, Jesus loves me!

"Wait!" said Jesus. "Let the little children come to me. Do not send them away. Children belong to God."


Yes, Jesus loves me!

The babies and sons and daughters got to see Jesus. Jesus touched them and blessed them. They knew that Jesus loved them.

creative fun

Make a copy of the heart for each child. Read the words on the heart and help each child write his or her name on the space provided. Have bits of lace, glitter, or torn tissue paper for the children to glue onto their hearts.

Spark Story
Bible p. 272



Jesus
loves

Feb 16
Lesson 7

Samaritan Woman at the Well



Memory Verse

A friend loves at all times. Proverbs 17:17



Story to Share

Jesus was taking a trip. He was going from Samaria to Judea. Jesus' disciples were with him. "I'm getting hungry," one of them said.

"Let's rest here," said Jesus, pointing to a well. "We can get some food and drink."

Jesus' disciples went into the town to get some food. Jesus sat down on the edge of the well to rest and wait. A Samaritan woman came to the well to get some water.

"Hi!" said Jesus. "I'm thirsty. Could you give me a drink of water?"

The woman was surprised that Jesus talked to her. "Why are you talking to me? You are a Jew and Jews don't talk to Samaritans." She had never met him before but he knew many things about her life. She was amazed.

Jesus knew everyone was important to God, no matter who they were, what they looked like or what they owned. Not only did he drink the water she gave to him, Jesus also told her how to be saved.

This woman was so excited she hurried to town. "Come and see!" she said. "Jesus is here."

Because Jesus was friendly to one woman, many others came and learned how to be saved. Jesus knows all about your life too. You are important to him. He wants you to be in his family.



— based on John 4:1-39



Discussion Questions

1. Do you like it when others are friendly to you?
2. When can you be friendly to others?

Spark Story
Bible p.338


Hello at the Well




Materials: •Jesus, arm, and page 222 •scissors •glue •paper fasteners •crayons

Directions: 1. Before class, duplicate and cut out the pieces for each child. 2. Instruct the students to color the pieces. 3. Show where to glue Jesus to the well. 4. Go around and push the paper fastener through the holes. Allow the children to open the spikes. 5. Say, Look, you can see how friendly Jesus is by waving his arm. Can you wave your arm and let someone know you are friendly?

What to Say: Do you think Jesus was friendly to everyone or only a few? He didn't pick out the ones who had lots of money, or those who were beautiful. He was friendly to everyone. What about you?



Friendly Children



Materials: •puzzle •crayons •scissors •envelope

Directions: 1. Before class, duplicate on card stock and cut out a puzzle for each child. 2. Instruct the children to color their puzzles, using as many colors as possible. 3. Cut the puzzle pieces apart for each student. Place the pieces in envelopes for the children to take home.

What to Say: Who do you think is friendly? Are only the children from the United States friendly? What about Russian children? Latin American children? All God's children are friendly. You will be friendly if you are God's child.

Jesus at the Well



Materials: •duplicated page •crayons •paper sacks •envelope

Directions: 1. Duplicate the page for each child and cut out the story pictures. 2. Color a set and glue them to the ends of craft sticks. 3. Use the pictures to tell the story of Jesus at the well. 4. Allow the students to make their own picture sticks, then provide a cup to take home the picture sticks.

THE FOUR FRIENDS

Feb 23
Lesson 8

by Daphna Flegal

Bible story

Once there was a man who could not walk. He had four friends who wanted to help him. "Jesus is in town," said the first friend. *(Hold up one finger.)* "He's telling people about God's love," said the second friend. *(Hold up two fingers.)* "Let's take our friend to see Jesus," said the third friend. *(Hold up three fingers.)* "We can carry him on a mat," said the fourth friend. *(Hold up four fingers.)*

The four friends laid the man on a mat. Each friend picked up a corner of the mat. They carried the man to the house where Jesus was talking to the people about God. But when they arrived, there were so many people that they could not get close to Jesus.

"Look at all the people," said the first friend. *(Hold up one finger.)* "There is no room for us to get into the house," said the second friend. *(Hold up two fingers.)* "We will never get close enough to Jesus," said the third friend. *(Hold up three fingers.)* "Wait, I have an idea," said the fourth friend. *(Hold up four fingers.)*

The four friends carried the man up the steps to the roof of the house. "Let's make a hole in the roof," said the first friend. *(Hold up one finger.)* "We can lower our friend through the hole," said the second friend. *(Hold up two fingers.)* "We can lay our friend on the floor," said the third friend. *(Hold up three fingers.)* "Right in front of Jesus," said the fourth friend. *(Hold up four fingers.)*

The four friends made a hole in the roof. Carefully they lowered their friend on the mat down, down to the floor right in front of Jesus. "Stand up!" Jesus said to the man on the mat. "Stand up and walk!"

The man stood up! He started to walk! He walked right out of the house!

"Praise God," said the first friend. *(Hold up one finger.)*
"Praise God," said the second friend. *(Hold up two fingers.)*
"Praise God," said the third friend. *(Hold up three fingers.)*
"Praise God," said the fourth friend. *(Hold up four fingers.)*


The Bible

Luke 5:17-26; Mark 2:1-12

Love one another.

(John 15:17)

Spark Story
Bible p288



SAY: Today we are going to make a craft to help us remember to follow in Jesus' footsteps – to follow His example. We are going to trace our own footprint and draw a picture of a way we can follow Jesus' example. You can use the words from these footprints as ideas or you can come up with your own.

- ◆ Show children the sample Follow Jesus' Footsteps craft.
- ◆ Have children move from the carpet to seats at the tables.
- ◆ Give each child a Follow Jesus' Footsteps construction paper.
- ◆ Help children trace their footprint onto the construction paper.
- ◆ Direct children to draw a picture of themselves following Jesus' example (e.g. helping someone, being kind, making a friend, telling someone about God, etc.)
- ◆ If time allows, children can decorate the outside of their footprint.